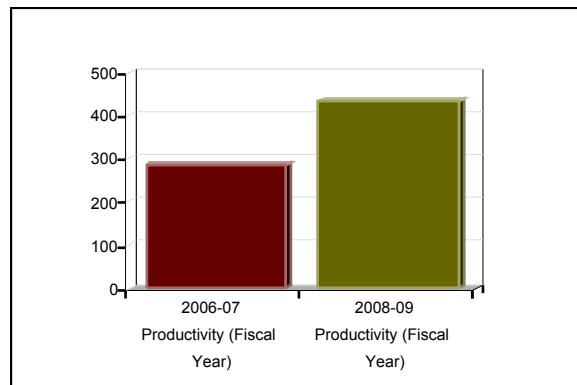
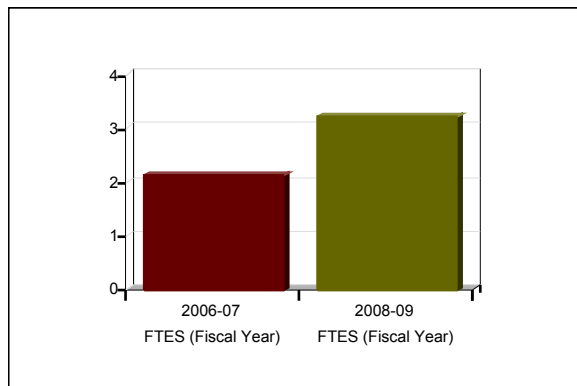


Dimension	Actual	
	2006-07	2008-09
Enrollment/Grades (Fiscal Year)	14	28
WSCH (Fiscal Year)	95	144
Productivity (Fiscal Year)	285	432
Retention % (Fiscal Year)	79%	100%
Success % (Fiscal Year)	71%	75%
Classroom Teaching FTEF (Academic Yr)		
Full-time FTEF	0.11	
Total FTEF	0.11	
Percent Full-time	100%	
Reassigned FTEF	0.00	0.00
		0.00
Number of Sections (Fiscal Yr)		
	1	1
% Non-Vocational	100%	100%
% Transferable	100%	100%
% Degree Applicable	100%	100%
% Non-Basic Skills	100%	100%

FTES 2006-07 2008-09
 2.11 3.20



Success Rates, Fiscal Year 2008-09

Definitions

Dimension	Distribution		Success	Non-success	Withdraw	Percent Success	Percent Non-success	Percent Withdraw
	Count	Col %						
Ethnicity								
Asian	18	64	13	5	0	72	28	0
Filipino	1	4	1	0	0	100	0	0
Hispanic	0	0	0	0	0	0	0	0
White	6	21	5	1	0	83	17	0
Unrecorded	3	11	2	1	0	67	33	0
Total	28	100	21	7	0	75	25	0
Gender								
Female	12	43	9	3	0	75	25	0
Male	16	57	12	4	0	75	25	0
Total	28	100	21	7	0	75	25	0
Age								
19 or less	14	50	12	2	0	86	14	0
20 - 24	8	29	4	4	0	50	50	0
25 - 29	2	7	2	0	0	100	0	0
30 - 34	1	4	0	1	0	0	100	0
35 - 39	2	7	2	0	0	100	0	0
40 - 49	1	4	1	0	0	100	0	0
Total	28	100	21	7	0	75	25	0

Enrollment/Grades:
 Sum of end-of-term grade count including Ws.

WSCH:
 Sum of quarterly End-of-Term Weekly Student Contact Hours.

FTEF:
 Full Time Equivalent Student

Retention %:
 Number of students receiving a successful or non-successful grade / total number of students receiving a grade.

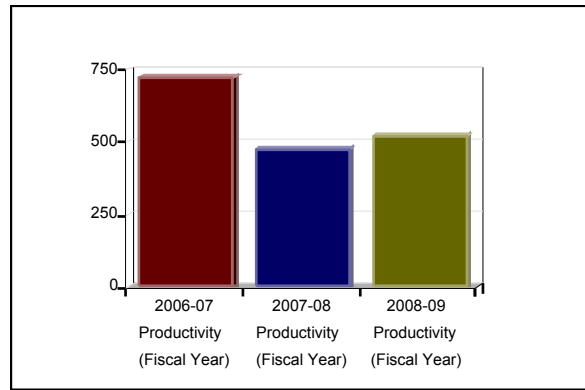
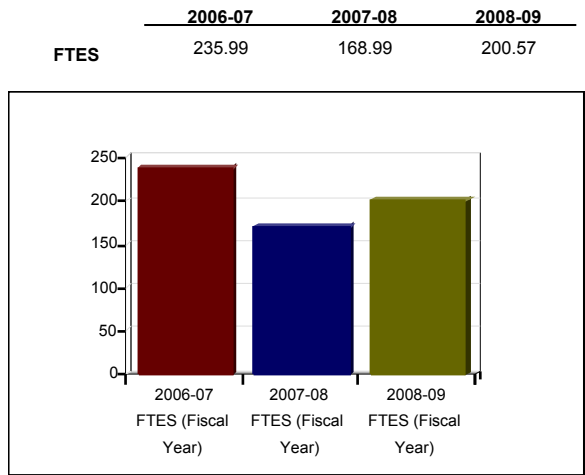
Success %:
 Number of students receiving an A,B,C or CR grade / total number of students receiving a grade.

FTEF:
 Sum of teaching load factors for Fall, Winter, and Spring quarters by assignment type, excluding reassignments.

Productivity:
 Four-term total WSCH / four-term total FTEF, excluding reassignments.

Reassigned FTEF:
 Sum of load in 994, 995, 998, and 999 courses.

Dimension	Actual		
	2006-07	2007-08	2008-09
Enrollment/Grades (Fiscal Year)	819	844	1,005
WSCH (Fiscal Year)	10,619	7,604	9,026
Productivity (Fiscal Year)	726	477	517
Retention % (Fiscal Year)	89%	88%	87%
Success % (Fiscal Year)	76%	73%	71%
Classroom Teaching FTEF (Academic Yr)			
Full-time FTEF	2.28	2.69	3.01
PT/Overload FTEF	2.10	1.86	2.14
Total FTEF	4.38	4.54	5.16
Percent Full-time	52%	59%	58%
Reassigned FTEF	0.00	0.00	0.00
Number of Sections (Fiscal Yr)	55	61	67
% Non-Vocational	96%	87%	81%
% Transferable	89%	77%	75%
% Degree Applicable	89%	77%	75%
% Non-Basic Skills	100%	100%	100%



Success Rates, Fiscal Year 2008-09

Definitions

Dimension	Distribution		Success	Non-success	Withdraw	Percent Success	Percent Non-success	Percent Withdraw
	Count	Col %						
Ethnicity								
Asian	426	42	312	65	49	73	15	12
Black	14	1	8	3	3	57	21	21
Filipino	13	1	4	4	5	31	31	38
Hispanic	52	5	33	11	8	63	21	15
Multiple Ethnicity	10	1	7	1	2	70	10	20
Pac Islander	11	1	7	4	0	64	36	0
White	295	29	216	43	36	73	15	12
Other	46	5	26	11	9	57	24	20
Unrecorded	138	14	98	18	22	71	13	16
Total	1,005	100	711	160	134	71	16	13
Gender								
Female	260	26	195	33	32	75	13	12
Male	745	74	516	127	102	69	17	14
Total	1,005	100	711	160	134	71	16	13
Age								
19 or less	339	34	259	49	31	76	14	9
20 - 24	452	45	313	75	64	69	17	14
25 - 29	115	11	75	24	16	65	21	14
30 - 34	36	4	30	2	4	83	6	11
35 - 39	26	3	15	7	4	58	27	15
40 - 49	15	1	7	3	5	47	20	33
50 +	22	2	12	0	10	55	0	45
Total	1,005	100	711	160	134	71	16	13

Enrollment/Grades:
Sum of end-of-term grade count including Ws.

WSCH:
Sum of quarterly End-of-Term Weekly Student Contact Hours.

FTEF:
Full Time Equivalent Student

Retention %:
Number of students receiving a successful or non-successful grade / total number of students receiving a grade.

Success %:
Number of students receiving an A,B,C or CR grade / total number of students receiving a grade.

FTEF:
Sum of teaching load factors for Fall, Winter, and Spring quarters by assignment type, excluding reassignments.

Productivity:
Four-term total WSCH / four-term total FTEF, excluding reassignments.

Reassigned FTEF:
Sum of load in 994, 995, 998, and 999 courses.